

Bi2 smart SL smart inverter

Total flat **inverter** fan coil radiator.

No unsightly grill: total and perfect integration with the building.



Design by S. Ercooli & A. Garlandini

FEATURES

Cools, Dehumidifies, Heats and Filters

Compact: thickness of just 12,9 cm

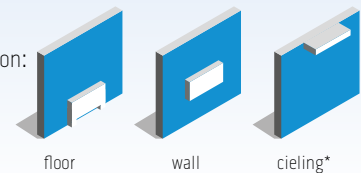
Range consists of 5 power models

DC brushless Motor

Smart sides

Total Flat Aesthetic with integrated vacuum system

installation:



floor

wall

ceiling*

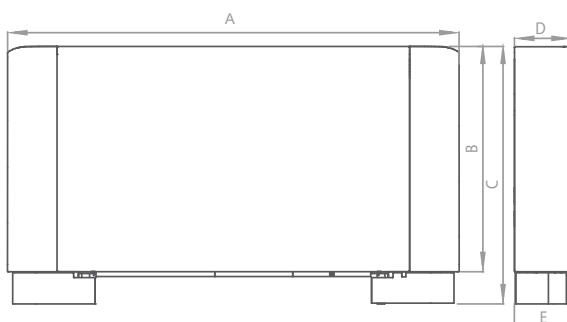
Available in colors: White RAL 9010



Bi2 is the winner of the GOOD DESIGN AWARD 2014. Founded in Chicago in 1950, GOOD DESIGN is the oldest and most acknowledged international competition for design excellence.


Bi2 smart without heating panel (SL Smart Inverter)

MODEL		SL smart inverter 200	SL smart inverter 400	SL smart inverter 600	SL smart inverter 800	SL smart inverter 1000
White	cod.	01634	01635	01636	01637	01638



		200	400	600	800	1000
A	mm	759	959	1159	1359	1559
B	mm	579	579	579	579	579
C	mm	659	659	659	659	659
D	mm	129	129	129	129	129
E	mm	150	150	150	150	150
Weight	kg	11,5	13	15,5	18,5	21,5

- 1 Valve with thermoelectric actuator (accessory kit)
- 2 High Efficiency Coil
- 3 Water temperature sensor
- 4 High efficiency tangential fan
- 5 Condensation collector basin
- 6 DC brushless inverter motor
- 7 Electronic controls (accessory kit)



MODEL	B12 SL smart inverter					
		200	400	600	800	1000
Total cooling capacity (a)	(E) kW	0,82	1,74	2,54	3,29	3,78
Sensible cooling capacity (a)	(E) kW	0,64	1,25	1,94	2,54	2,98
Water flow rate (a)	lt/h	142	302	446	573	655
Water pressure loss (a)	(E) kPa	13,1	8,2	19	18,7	18,2
Heating capacity (50°C) (b)	(E) kW	1,05	2,31	3,12	4,10	4,67
Water flow rate (50°C) (b)	lt/h	142	302	446	573	655
Water pressure loss (50°C) (b)	(E) kPa	10,9	6,8	15,8	15,5	15,1
Heating capacity (70°C) (c)	kW	1,77	3,88	5,21	6,88	7,83
Water flow rate (70°C) (c)	lt/h	152	334	448	592	673
Water pressure loss (70°C) (c)	kPa	10,9	7,0	14,3	12,7	12,5
Battery water capacity	l	0,47	0,8	1,13	1,46	1,8
Maximum operating pressure	bar	10	10	10	10	10
Water connections	inches	Eurocone 3/4	Eurocone 3/4	Eurocone 3/4	Eurocone 3/4	Eurocone 3/4
Air flow min (d)	m³/h	100	170	180	370	420
Air flow max (d)	m³/h	160	320	460	575	650
Absorbed power min	(E) W	5	6	7	8	9
Absorbed power max	(E) W	11	19	20	24	27
Sound power min Lw	(E) dB(A)	38	39	41	42	42
Sound power max Lw	(E) dB(A)	52	53	53	54	54
Sound pressure (f)	dB(A)	34	36	37	35	38
Electrical supply	V/ph/Hz	230/1/50	230/1/50	230/1/50	230/1/50	230/1/50

Performance at maximum ventilation speed

(a) Water temperature in battery inlet 7°C, water temperature in battery outlet 12°C, ambient air temperature 27°C b.s. and 19°C b.u.

(b) Water temperature in battery inlet 50°C, water flow in cooling + panel, inlet ambient air temperature 20°C

(c) Water temperature in battery inlet 70°C, water temperature in battery outlet 60°C, ambient air temperature inlet 20°C














(d) Air flow measured with clean filters

(e) Eurovent certificate

(f) Sound pressure measured at 1,5 m

ACCESSORIES SL smart inverter

	CODE	DESCRIPTION	COMPATIBILITY
ON BOARD CONTROL	 B0673	Built-in electronic autonomous control kit. Control with adjustable thermostat, fan speed selection (summer, winter, automatic) and ventilation program (minimum, maximum, night, modulated) and minimum water sensor function. It has an inlet for the presence sensor connection, and two 230VAC outlets for the control of 2 solenoid valves.	
	 B0828	Touch flat design built-in control kit. Back-lit display with desired temperature visualization, real-touch switches, mode of operation and fan speed selection. Control with adjustable thermostat, fan speed selection (summer, winter, automatic) and ventilation program (silent, auto, maximum, night) and minimum water sensor function. It has an inlet for the presence sensor contact connection, a 230VAC outlet for the solenoid valve control. Remote control provided. Can be remote controlled via a combination of keys for connection with Modbus RS485 protocol. Command pre-configured on the machine (cannot be ordered separately).	B0736 My Home by bticino
	 B0756	Control kit for remotization for the management and control through analogic inlet 0-10V or contacts. It has a 230VAC outlet for the control of one solenoid valve and a water sensor inlet with minimum temperature sensor function (in the contact mode)	B0151 B0152
REMOTE CONTROL	 B0151	Wall control kit with thermostat, summer/winter selector and speed switch. Wall thermostat with room sensor, On-Off switch, three-speed fan and summer/winter selector. Temperature range setting from 5 °C to 30 °C. 230 V supply. It has two 230VAC hot water and cold water solenoid outlets and an inlet water temperature sensor.	B0756
	 B0152	Recessed control kit LCD with ambient sensor and thermostat, summer/winter selector and speed switch. Electronic recessed thermostat with ambient sensor, On-Off switch, fan speed selector (min, med, max and auto), ambient temperature, minimum water sensor mode and summer/winter selector. Temperature range setting from 5 °C to 30 °C. 230 V supply.	B0756
	 B0736	LCD wall clock thermostat remote control kit Programmable wall LCD thermostat control for MODBUS connection, RS485. Ability to control up to 30 units. Desired temperature selection, operation mode, fan speed, manual/programmable thermostat. Room sensor inserted in control. Backlit LCD. Presence contact input. The control is equipped with a 230/12VAC double insulation power transformer and a buffer battery. Wall installation with center to center distance compatible with standard recessed mounting box 503.	B0828
Addressing for Bticino management and AQUADUE Control	INDRZ	Mandatory factory addressing of the remote control kits in the case of remote management via Modbus connection with AQUADUE Control or Bticino MYHome	

	CODE	DESCRIPTION
HYDRAULIC KITS	 B0139 B0832	2 way group valves with thermoelectric actuator kit. 2-way valves unit kit with 4-wire thermoelectric actuator and end run micro switch. Consists of a valve with thermoelectric actuator and holder, the first allows for the control of terminal thermal emissions intercepting water passage; the holder allows the balancing of system load losses. This kit is mandatory in version SLR except in the case of using a 3-way valve kit or in the presence of a collector with thermoelectric heads.
	 B0641 B0833	2-way valves group kit with thermoelectric actuator and bypass branch with pressure relief valve. 2-way valves unit kit with 4-wire thermoelectric actuator and end run micro switch and by-pass branch with pressure-relief valve. The kit consists of a valve with thermoelectric actuator, a holder and a bypass with a pressure relief valve, the first allows the control of terminal thermal emissions intercepting water passage; the holder allows the balancing of system load losses while the by-pass maintains the system balanced even with cabinet excluded. This kit is an alternative to the 2-way solenoid valve kit. (Required in SLR version)
	 B0635 B0834	3-way group valves kit with thermoelectric actuator. 3-way valves unit kit with 4-wire thermoelectric actuator and end run micro switch. Consists of a three-way diverter valve with thermoelectric actuator, and a holder. The first allows the control of terminal thermal emissions intercepting water passage; the holder allows the balancing of system load losses; the by-pass keeps water circulating in the system. This kit is an alternative to the 2-way solenoid valve kit (required in version SLR).
	The valve unit kits with thermoelectric actuator are recommended for the following command kits to activate chiller and boiler: B0659 - B0673 - B0707 - B0774 - B0772 - B0828 - B0756	
	 B0205	Manual 2-way group valves kit. Consisting of a valve and a holder, the first allows the cabinet to be manually excluded from the system, while the holder allows the balancing of system load losses. Also allowed when solenoid valves on the collector are managed by the control kit of terminal Bi2.
	 B0204	Manual 2-way valve isolation kit. Avoids condensation during the cooling operation (already included in the other thermoelectric hydraulic kits).
	 B0501	Spacer kit (No. 1 unit) 3/4 Eurokonus. Available for multilayer pipes d. 20 mm. (which do not allow adequate bending radii), no. 1 or 2 kit. for machine according to the type of installation.
	 B0200 B0201	Adaptors couple kit. Allows you to transform the Bi2 3/4 " Eurocone connection into a standard 1/2 "(B0200) or 3/4 " (B0201) gas thread connection.
	 B0203	Kit 90° Eurokonus bend. Facilitates the connection in case of hydraulic connections with walled pipes
	ELECTRICAL KITS	 B0632 (200) (400) (600) B0633 (800) (1000)
AESTHETICAL KITS		 B0682
	 B0683	Floor fixing bracket kit Bi2 smart. Kit support brackets and mounting the floor of the terminal (applications front windows or on non-bearing walls). It also has the function of aesthetic kit (color off white).
	 B0677 (200) B0678 (400) B0679 (600) B0680 (800) B0681 (1000)	Back panel in painted sheet (For front glass applications).
	 B0520 (200) B0521 (400) B0522 (600) B0523 (800) B0524 (1000)	Bi2 ceiling installation kit (Excluding versions SLR and SLI)