

# Bi2 wall SLW inverter



Bi2 wall is the winner of the GOOD DESIGN AWARD. Founded in Chicago in 1950, GOOD DESIGN is the oldest and most acknowledged international competition for design excellence.



Hydronic, reversible and ultraslim **high-wall fan coil**.  
With Multiset Control for all configurations.



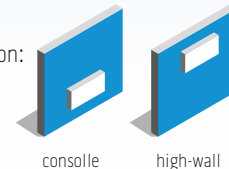
Design by S. Ercoli & A. Garlandini

Remote control supplied

## FEATURES

- Cools, Dehumidifies, Heats and Filters
- 3 sizes available
- Touch controls on the machine (TR control)
- DC brushless Motor
- Fitted with large motorised flap
- Total flat aesthetic
- Adjustable environment thermostat
- Functioning mode selection (cooling, heating, ventilation only, automatic, dehumidification)
- Ventilation program selection (min, med, max)
- Timer
- Remote control unit supplied (for TR control only)
- Strong metal body

Installation:



Available in colors:  White RAL 9003

## MULTISET CONTROL

### CONTROL TR (Touch Remote):

model envisions touch control on the machine and a remote control unit (supplied). Furthermore, via a selection of keys, remote control is possible with an Olimpia Splendid wall control unit or home automation, through the Modbus RS485 signal protocol.

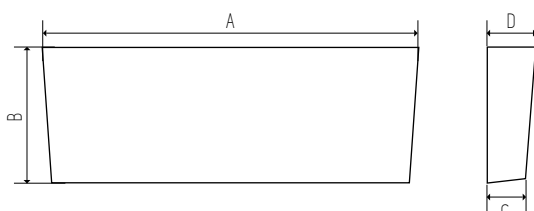
### CONTROL AR (Analogic Remote):

model allows universal remoting to be configured for all wall-installed control units and home automation systems, through the 0-10V analogue or 4 speed digital signal protocol.

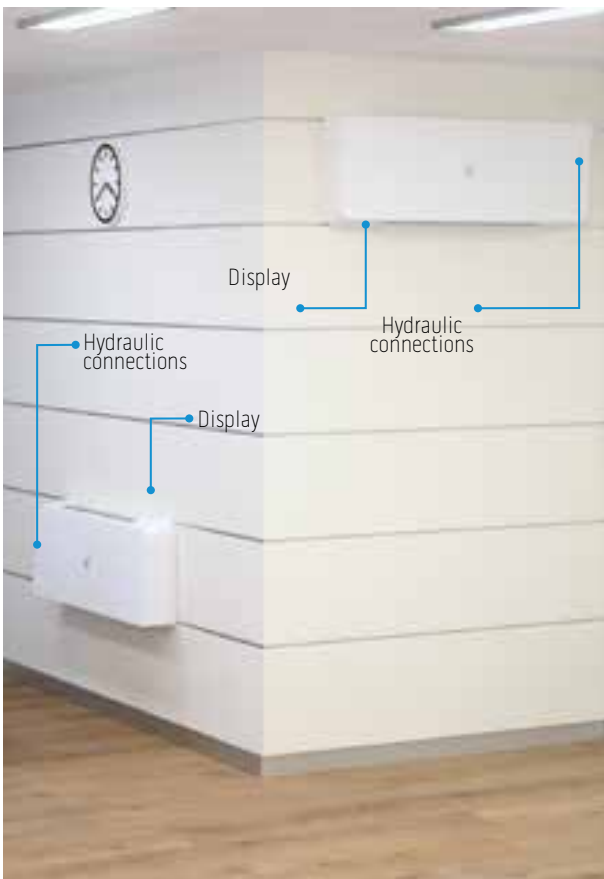
\*touch control on the machine and remote control disabled

MODEL	Bi2 Wall SLW inverter		
	SLW 400	SLW 600	SLW 800
Bi2 Wall with 2-way valve and TR command	code 01784	01785	01786
Bi2 Wall with 3-way valve and TR command	code 01787	01788	01789
Bi2 Wall with 2-way valve and AR command	code 01875	01876	01877
Bi2 Wall with 3-way valve and AR command	code 01878	01879	01880

As per standard: valve unit with thermo-electric actuator with 4 wires and holder



		SLW 400	SLW 600	SLW 800
<b>A</b>	mm	906	1106	1306
<b>B</b>	mm	380	380	380
<b>C</b>	mm	129	129	129
<b>D</b>	mm	150	150	150
<b>Weight</b>	kg	13	14,5	16



Bi2 Wall is the first hydronic terminal that can be installed as a split or as a console, by simply rotating the display on installation. Depending on the installation configuration, the digits of the display are rotated with a combination of keys on the command located on the machine.

In the split configuration, the water attachments are positioned on the right and the display is positioned on the left. In the console configuration, the water attachments are positioned on the left and the display is positioned on the right.

Fitted with large motorised flap



MODEL	Bi2 Wall SLW inverter			
	SLW 400	SLW 600	SLW 800	
Total cooling capacity (a)	(E) kW	1,01	1,23	1,82
Sensible cooling capacity (a)	(E) kW	0,91	1,15	1,47
Water flow rate (a)	lt/h	174	214	313
Water pressure loss (a)	(E) kPa	8,91	7,89	11,0
Heating capacity (50°C) (b)	(E) kW	1,55	2,16	2,85
Water flow rate (50°C) (b)	lt/h	174	214	313
Water pressure loss (50°C) (b)	(E) kPa	7,1	2,5	8,8
Heating capacity (70°C) (c)	kW	2,70	3,79	4,93
Water flow rate (70°C) (c)	lt/h	232	326	424
Water pressure loss (70°C) (c)	kPa	10,4	4,8	13,7
Battery water capacity	l	0,3	0,4	0,5
Maximum operating pressure	bar	8	8	8
Water connections	inches	Eurocone 3/4	Eurocone 3/4	Eurocone 3/4
Air flow min (d)	m <sup>3</sup> /h	155	250	255
Air flow max (d)	m <sup>3</sup> /h	290	400	430
Absorbed power min	(E) W	7	8	9
Absorbed power max	(E) W	19	23	27
Sound power min Lw	(E) dB(A)	43	43	43
Sound power max Lw	(E) dB(A)	57	58	58
Sound pressure (f)	dB(A)	39	40	40
Electrical supply	V/ph/Hz	230/1/50	230/1/50	230/1/50

Performance at maximum ventilation speed

(a) Water temperature in battery inlet 7°C, water temperature in battery outlet 12°C, ambient air temperature 27°C b.s. and 19°C b.u.

(b) Water temperature in battery inlet 50°C, water flow in cooling + panel, inlet ambient air temperature 20°C

(c) Water temperature in battery inlet 70°C, water temperature in battery outlet 60°C, ambient air temperature inlet 20°C

(d) Air flow measured with clean filters

(e) Eurovent certificate

(f) Sound pressure measured at 1,5 m

# ACCESSORIES SLW

## Accessories control TR

	CODE	DESCRIPTION	COMPATIBILITY
ON BOARD CONTROL	<b>STANDARD</b>	The TR (Touch Remote) command envisions a touch control on the machine and a remote control unit (supplied). Furthermore, via a selection of keys, remote control is possible with an Olympia Splendid wall control unit or home automation, through the Modbus RS485 signal protocol.	B0736
REMOTE CONTROL	<b>B0736</b>	<b>LCD wall clock thermostat remote</b> control kit. Programmable wall LCD thermostat control for MODBUS connection, RS485. Ability to control up to 30 units. Desired temperature selection, operation mode, fan speed, manual/programmable thermostat. Room sensor inserted in control. Backlit LCD. Presence contact input. The control is equipped with a 230/12VAC double insulation power transformer and a buffer battery. Wall installation with center to center distance compatible with standard recessed mounting box 503.	My Home by <b>bticino</b>
<b>Addressing for Bticino management and AQUADUE Control</b>	<b>INDRZ</b>	Mandatory factory addressing of the remote control kits in the case of remote management via Modbus connection with AQUADUE Control or Bticino MYHome	

## Accessories control AR

	CODE	DESCRIPTION	COMPATIBILITY
ON BOARD CONTROL	<b>STANDARD</b>	The AR (Analogic Remote) model allows the universal remoting to be configured for all wall-installed-controls and the home automation systems, through the 0-10V analogue or 4 speed digital signal protocol.	B0151 B0152
REMOTE CONTROL	<b>B0151</b> <b>PHASE OUT</b>	<b>Wall control kit</b> with thermostat, summer/winter selector and speed switch. Wall thermostat with room sensor, On-Off switch, three-speed fan and summer/winter selector. Temperature range setting from 5 ° C to 30 ° C. 230 V supply. It has two 230VAC hot water and cold water solenoid outlets and an inlet water temperature sensor.	
	<b>B0152</b>	<b>Recessed control kit</b> LCD with ambient sensor and thermostat, summer/winter selector and speed switch. Electronic recessed thermostat with ambient sensor, On-Off switch, fan speed selector (min, med, max and auto), ambient temperature, minimum water sensor mode and summer/winter selector. Temperature range setting from 5 ° C to 30 ° C. 230 V supply.	